
















# Using the Internet: For Kids

<p><b>Aim:</b> To use technology purposefully to retrieve digital content in the context of using an online search engine.</p> <p>I can search the Internet to find results suitable for children.</p> <p>To use technology safely and respectfully, keeping personal information private; identify where to go for help and support when they have concerns about content or contact on the Internet or other online technologies in the context of using an online search engine.</p> <p>I can search for information safely online.</p>	<p><b>Success Criteria:</b> I can type in an address for a search engine. I can add the words “for kids” to my search. I can recognise some information about the returned results. I can choose sensible words to search for. I can explain that I need to tell an adult if something makes me uncomfortable online.</p> <p><b>Key/New Words:</b> Search, results, Google, Bing, Yahoo, browser.</p>	<p><b>Resources:</b> <a href="#">Lesson Pack</a></p> <p>Desktop computer, laptop or tablet – 1 per child</p> <p><b>Preparation:</b> Ensure that you have access to ICT suite / class set of computers in advance.</p> <p>Search the word you want to use yourself on different engines. You may want to find a word that gives a good set of results.</p> <p><a href="#">For Kids Activity Sheets</a> as required.</p>
--	---	--

<p><b>Prior Learning:</b></p>	<p>It will be helpful if children are able to type into a browser address bar and a search bar. In lesson 1, children will have learnt to use one word to search online.</p>
-------------------------------	--

## Learning Sequence

	<p><b>For Children:</b> Children have a few minutes to try ways of searching and getting suitable results for children.</p>	
	<p><b>Search:</b> Take some of the children’s suggestions and then show what happens when you add “for kids” at the end of the search. Repeat the search from last week, and then add “for kids” (e.g. Kenya – Kenya for kids) and show how the returned results differ.</p>	
	<p><b>Staying Safe:</b> Remind children to make sensible decisions about what words they enter in a search engine. Recap any rules or guidelines for your setting that are relevant to this situation.</p>	
	<p><b>Different Engines:</b> Children use different search engines to search the same single word from the previous lesson, adding “for kids”. Use Google, Yahoo, Bing and some child-friendly engines such as Kidrex. Use the differentiated <a href="#">For Kids Activity Sheets</a> for the children to record their results, and compare with their answers from the previous lesson.</p> <div style="display: flex; justify-content: space-around; align-items: flex-start;"> <div data-bbox="220 1339 571 1456">  <p>Use one search engine and record images returned and any words they recognise.</p> </div> <div data-bbox="619 1339 986 1545">  <p>Use one search engine. Children identify which websites are featured in the top results, any images returned, and any important information they can read.</p> </div> <div data-bbox="1018 1339 1369 1599">  <p>Children compare two search engine results. Identify the top three results in each. What important information can they find in the results? Which search engine produced the most useful results?</p> </div> </div>	
	<p><b>Compare:</b> Children gather in mixed ability, small groups who have used the same search engine to share and compare their results. Did they get the same results? Did you notice the same information and pictures?</p>	
	<p><b>Links:</b> Ask the children why some text on the World Wide Web is underlined, and why the cursor turns into a hand when it hovers over some areas on a web page.</p>	

<p><b>Taskit</b></p> <p><b>Cookit:</b> Try searching for recipes with the words, “recipes for kids” on Kidrex. Choose a recipe that you would like to use and write down how to make it using paper or the computer.</p> <p><b>Doit:</b> Find out about activities in your area by searching for your area, followed by, “for kids” e.g. “Manchester for kids”. Use Kidrex. Find 1 thing you would like to try.</p> <p><b>Readit:</b> Try searching for “poems for kids” to find funny or interesting poems to read. Use Kidrex. Write down one of your favourites using paper or a computer.</p>
---



# Computing

Using the Internet

Subject | Year 2 | Using the Internet | For Kids | Lesson 2

# For Kids



# Aim

- I can search the Internet to find results suitable for children.
- I can search for information safely online.

# Success Criteria

- I can type in an address for a search engine.
- I can add the words “for kids” to my search.
- I can recognise some information about the returned results.
- I can choose sensible words to search for.
- I can explain that I need to tell an adult if something makes me feel uncomfortable online.

# For Children



How could you make search results better for children?



# Search

Search the phrase “Kenya for kids” in one of the main search engines.



Look at the first 3 results (excluding adverts at the top).  
Look at any images shown.

What important words can you see?

How do these results compare with just searching the word “Kenya”?

# Staying Safe


Remember to choose sensible words to enter into a search engine.

**Tell an adult straight away if you find anything that makes you feel uncomfortable.**





# Different Engines



Search the phrase “Kenya for kids” in different search engines.  
**Try these:**



[www.bing.com](http://www.bing.com)



[www.google.co.uk](http://www.google.co.uk)



[www.uk.yahoo.com](http://www.uk.yahoo.com)



[www.kidrex.org](http://www.kidrex.org)

Record what the first 3 results are (excluding adverts).

Write down any important information you can read.

Draw any pictures that are returned.

Compare your results with what was returned in the previous lesson.



# Compare



With children who used the same search engines, share and compare the results which were returned in your search.

Did you get the same results?

Did you notice the same information and pictures?



# Links



Why is some text on the Internet underlined?

Why does the cursor sometimes turn into a hand?

[www.google.co.uk](http://www.google.co.uk)



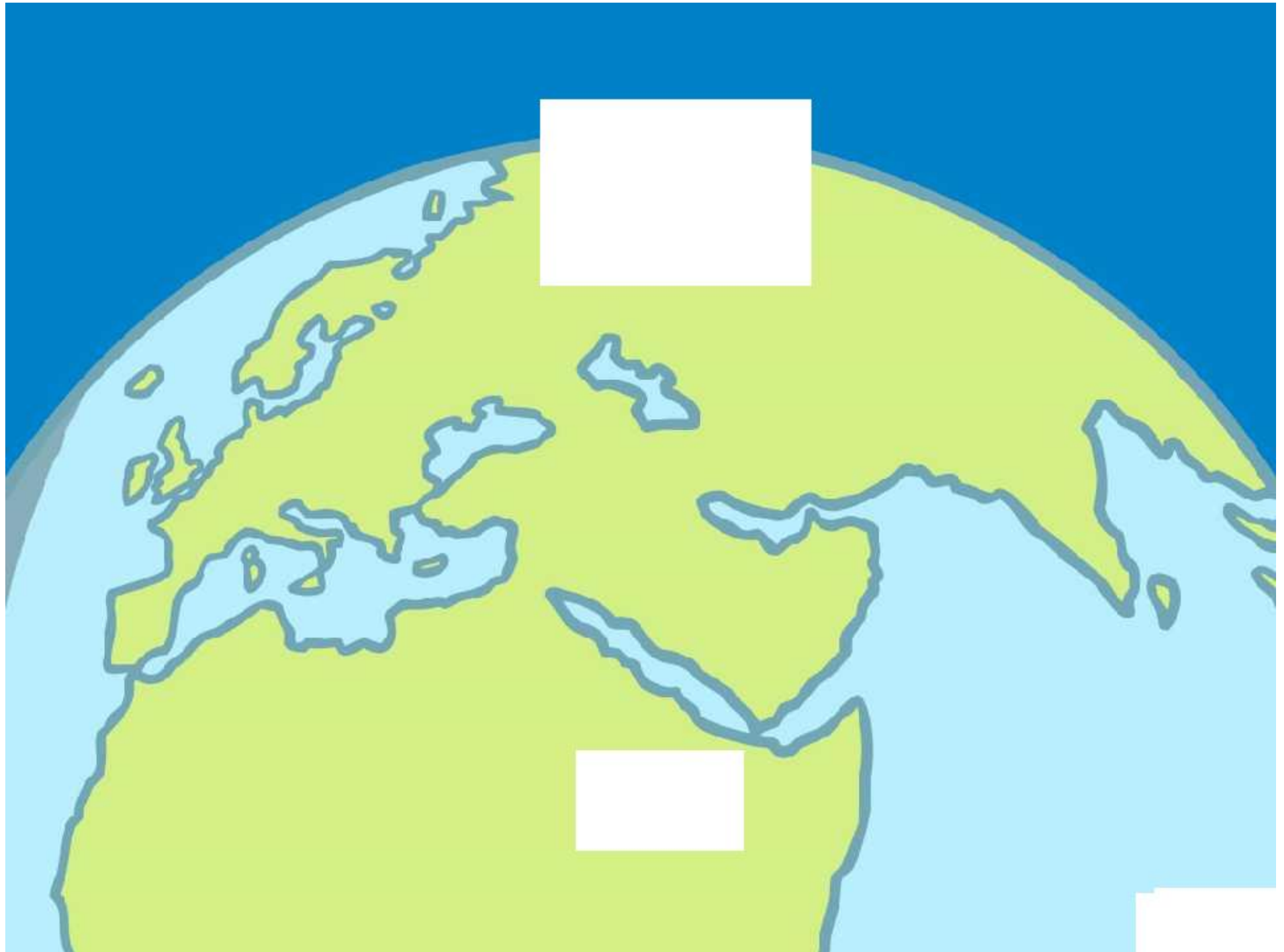
# Aim



- I can search the Internet to find results suitable for children.
- I can search for information safely online.

# Success Criteria

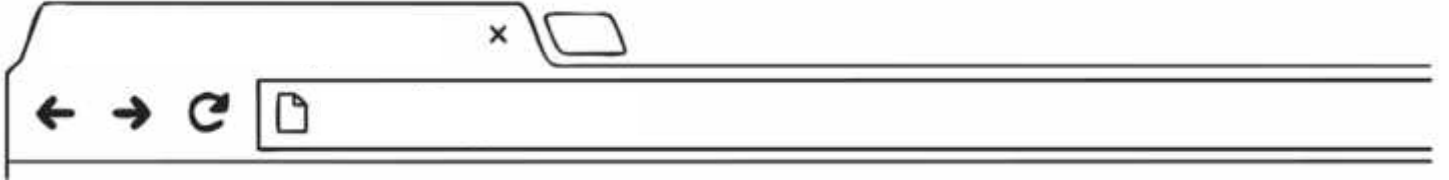
- I can type in an address for a search engine.
- I can add the words “for kids” to my search.
- I can recognise some information about the returned results.
- I can choose sensible words to search for.
- I can explain that I need to tell an adult if something makes me feel uncomfortable online.





# For Kids

Write in the address of the search engine you use:




Draw the images you can see:

Write words you recognise:



# For Kids

Write in the address of the search engine you use:



Top 3 websites returned:

1. \_\_\_\_\_
2. \_\_\_\_\_
3. \_\_\_\_\_

Draw the images you can see:

Important information:



# For Kids



Compare 2 search engines. Write in the address of each search engine you use.

x

x

Top 3 websites returned:

Search Engine:	Search Engine:
1.	1.
2.	2.
3.	3.

Important information:

Search Engine:	Search Engine:





# For Kids

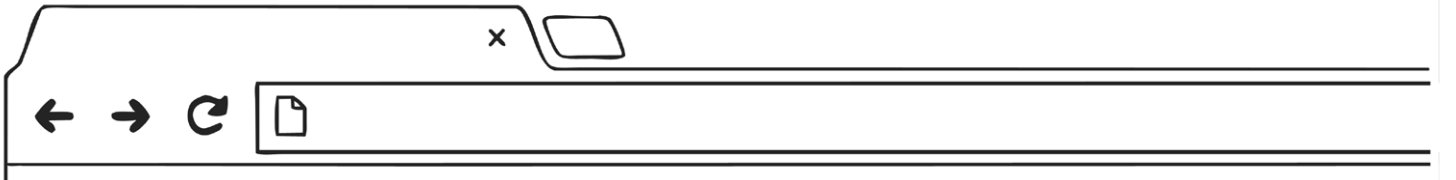
Draw the images you can see:

Search Engine:	Search Engine:



# For Kids

Write in the address of the search engine you use:



Draw the images you can see:

Write words you recognise:



# For Kids



Write in the address of the search engine you use:

x

← → ↻ 📄

Top 3 websites returned:

1. \_\_\_\_\_
2. \_\_\_\_\_
3. \_\_\_\_\_

Draw the images you can see:

Important information:




# For Kids




Compare 2 search engines. Write in the address of each search engine you use.

x



x



Top 3 websites returned:

Search Engine:	Search Engine:
1.	1.
2.	2.
3.	3.

Important information:

Search Engine:	Search Engine:



# For Kids

Draw the images you can see:

Search Engine:	Search Engine:

Using the Internet | For Kids

<b>I can search the Internet to find results suitable for children.</b>		
I can type in an address for a search engine.		
I can add the words "for kids" to my search.		
I can recognise some information on the returned results.		
<b>I can search for information safely online.</b>		
I can choose sensible words to search for.		
I can explain that I need to tell an adult if something makes me uncomfortable online.		

Using the Internet | For Kids

<b>I can search the Internet to find results suitable for children.</b>		
I can type in an address for a search engine.		
I can add the words "for kids" to my search.		
I can recognise some information on the returned results.		
<b>I can search for information safely online.</b>		
I can choose sensible words to search for.		
I can explain that I need to tell an adult if something makes me uncomfortable online.		

Using the Internet | For Kids

<b>I can search the Internet to find results suitable for children.</b>		
I can type in an address for a search engine.		
I can add the words "for kids" to my search.		
I can recognise some information on the returned results.		
<b>I can search for information safely online.</b>		
I can choose sensible words to search for.		
I can explain that I need to tell an adult if something makes me uncomfortable online.		

Using the Internet | For Kids

<b>I can search the Internet to find results suitable for children.</b>		
I can type in an address for a search engine.		
I can add the words "for kids" to my search.		
I can recognise some information on the returned results.		
<b>I can search for information safely online.</b>		
I can choose sensible words to search for.		
I can explain that I need to tell an adult if something makes me uncomfortable online.		

Using the Internet | For Kids

<b>I can search the Internet to find results suitable for children.</b>		
I can type in an address for a search engine.		
I can add the words "for kids" to my search.		
I can recognise some information on the returned results.		
<b>I can search for information safely online.</b>		
I can choose sensible words to search for.		
I can explain that I need to tell an adult if something makes me uncomfortable online.		

Using the Internet | For Kids

<b>I can search the Internet to find results suitable for children.</b>		
I can type in an address for a search engine.		
I can add the words "for kids" to my search.		
I can recognise some information on the returned results.		
<b>I can search for information safely online.</b>		
I can choose sensible words to search for.		
I can explain that I need to tell an adult if something makes me uncomfortable online.		

Using the Internet | For Kids

<b>I can search the Internet to find results suitable for children.</b>		
I can type in an address for a search engine.		
I can add the words "for kids" to my search.		
I can recognise some information on the returned results.		
<b>I can search for information safely online.</b>		
I can choose sensible words to search for.		
I can explain that I need to tell an adult if something makes me uncomfortable online.		

Using the Internet | For Kids

<b>I can search the Internet to find results suitable for children.</b>		
I can type in an address for a search engine.		
I can add the words "for kids" to my search.		
I can recognise some information on the returned results.		
<b>I can search for information safely online.</b>		
I can choose sensible words to search for.		
I can explain that I need to tell an adult if something makes me uncomfortable online.		